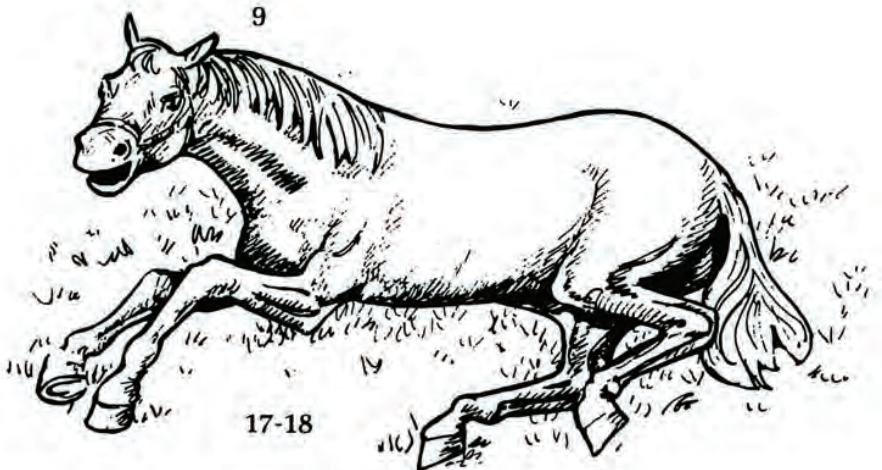






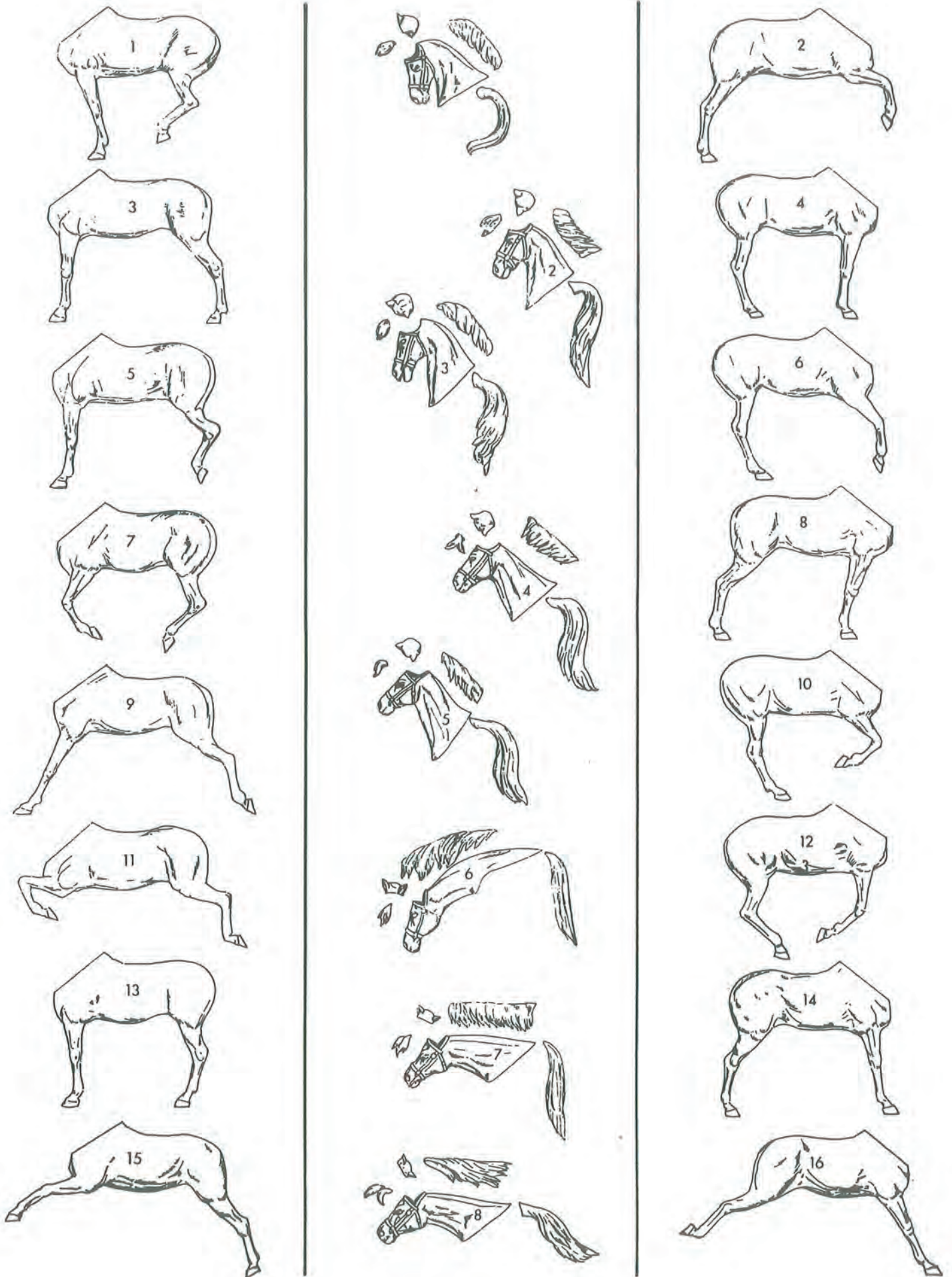



HISTOREX HORSE PARTS




A HISTOREX horse is composed of two body halves, a head, mane, tail and forelock. We have numbered the different parts putting the head first, then the left half and finally the right half. By combining the different halves it is possible to make up a horse in many different positions. Some examples are shown opposite of the four basic positions — Standing, walking, trotting, galloping. Heads are suitable for any combination of the horse halves with the exception of No.6.






Example of standing horse — 4.3.4.



Example of trotting horse — 2.9.10.



Example of galloping horse — 3.7.10.


Various other positions possible:
 Piaff — halves 1.10.
 Recoiling — halves 5.10.
 Rearing — halves 11.12.
 Impatient (pawing) 14.15.
 Full gallop 15.16.
 Kicking — halves 5.16.
 Kicking — halves 9.16.
 Spanish step — halves 4.15.
 Stretched horse — halves 7.16 (with head 6).

Standing Horses —
 Body halves (3-4) (3-2) (1-4)
 (1-8) (3-8) (5-4) (5-8) (13-14)
 (3-14) (8-13) (1-14) (4-13) (5-14)
 (6-13) (10-13) (2-13)

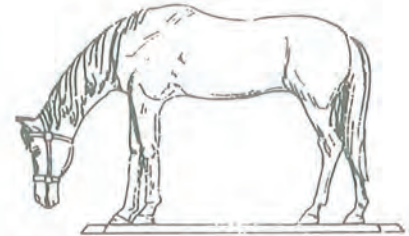
Walking Horses —
 Body Halves (1-6) (3-6)
 (5-6) (7-4) (7-8) (3-10) (3-12)
 (7-14)

Trotting Horses —
 Body halves (1-2) (5-2)
 (9-10) (9-6) (9-12) (11-6)
 (12-15) (7-16)

Galloping Horses —
 Body Halves (7-6) (9-2) (9-8)
 (7-10) (7-2) (1-12) (5-12) (7-12)
 (11-2) (11-10) (2-5) (10-15)
 (11-16) (15-16)



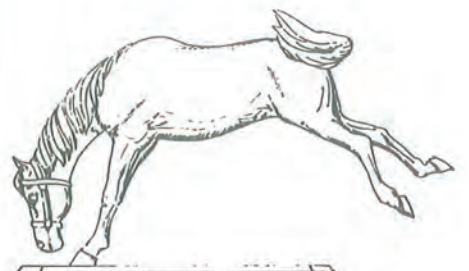
Example of walking horse — 5.5.6.



Example of grazing horse — 6.13.14.



Example of full gallop horse — 8.15.16.



Example of bucking horse 6.9.16.

